

ROMNEY WARREN COUNTRY PARK

La lapinière du parc naturel du Romney

Le "Romney Warren" est un bon endroit idéal pour débiter votre exploration du Marais du Romney. Des expositions sur l'histoire et la faune se trouvent à l'intérieur du Centre Visiteur et trois itinéraires de marche à pied existent aux alentours du Parc Naturel!

The Romney Warren Country Park is a great place to start your exploration of Romney Marsh. Enjoy the displays about the history and wildlife of Romney Marsh in the Romney Marsh Visitor Centre, and then discover the landscape of Romney Marsh on three walking trails around the Country Park.



YOU CAN HELP

People of all ages are helping to care for the Country Park and Visitor Centre. Local people are helping with practical work to improve footpaths and conserve wildlife, as well as helping to run the Visitor Centre.



ROMNEY MARSH COUNTRYSIDE PARTNERSHIP

The Romney Marsh Countryside Partnership (RMCP) was set up in 1996 to help landowners conserve and enhance the special landscape of Romney Marsh and Dungeness, making it accessible to everyone. The RMCP helps manage sites such as Romney Warren Country Park and Dungeness National Nature Reserve. The RMCP has created 19 circular walks and 5 cycle rides around Romney Marsh. Events are organised throughout the year. You can find all the information about places to visit and things to do in the free leaflet – the Green Guide to Romney Marsh available from visitor information centres and the RMCP.

Romney Marsh Countryside Partnership
Romney Marsh Day Centre, Rolfe Lane
New Romney, Kent TN28 8JR
Tel / fax (01797) 367934 Email – mail@rmcp.co.uk
Website – www.rmcp.co.uk



Production: ARC Creative Design Ltd. www.arccreative.com

ROMNEY MARSH VISITOR CENTRE

Centre visiteur du Romney

Visitez le centre du marais du Romney pour y découvrir tout sur la faune et l'histoire du marais, et comment vivre plus écologiquement.

Visit the Romney Marsh Visitor Centre to find out about the wildlife and history of the Marsh – and how we can all live greener lives.

Opened in 2004, the centre has been designed using sustainable construction methods such as rendered straw bale walls and a living roof. The centre provides facilities for visitors to the Country Park including exhibitions, local information, a shop, toilets and refreshments. Three varied walking trails start from the Visitor Centre.



Romney Warren Country Park is open at all reasonable hours throughout the year.

The Visitor Centre is open 10am-4.30pm every day from Easter to the end of October.

The Centre is open 10am-4pm Friday, Saturday, Sunday & Monday for the rest of the year. Please telephone (01797 369487) to check opening times.

There is a car park at the Visitor Centre with parking for coaches. A regular bus service stops outside. There is a railway halt on the Romney Hythe and Dymchurch Light Railway; details of timetable and fares from (01797) 362353, www.rhdr.org.uk. The Visitor Centre is within easy walking and cycling distance of New Romney and St Mary's Bay.

For further information about the Visitor Centre contact the Kent Wildlife Trust (01797 369487, www.kentwildlifetrust.org.uk)

ANCIENT SAND DUNES

Les anciennes dunes de sable

Romney Warren consiste en un ensemble d'anciennes dunes de sable qui se sont formées sur la côte au cours des deux mille années écoulées.

Romney Warren consists of ancient sand dunes that formed on the coast over the past two thousand years. The sea has retreated as new sand dunes have formed in front of the older dunes, allowing plants to stabilise the landscape and create a wonderful place for wildlife. Plants such as sea spurrey can grow here despite the lack of water and plant nutrients which make conditions harsh for other plants.

Romney Warren is protected as a Site of Special Scientific Interest (SSSI), designated by Natural England because of its importance for wildlife but also because the sand dunes form a record of ancient sea levels, which are important for the future understanding of how climate changes affect sea levels.

Rabbits grazing on the warren

Rabbit Walk (0.4 mile, 0.6km)

An easy circular stroll through the ancient sand dunes and ponds starting from the Visitor

Centre. The route is uneven and there are some areas of loose sand.



Caution – Please take care as the Rabbit Walk is uneven in places due to burrows created by rabbits.

Attention – Veuillez prendre soin car le circuit du "Rabbit Walk" est accidenté par endroits du à la présence de terriers creusés par les lapins

Other Sandy Places to Visit

There are other sand dunes to visit nearby at Greatstone Dunes & Beach (2.5 miles, 4 km) and Camber Sands (9.8 miles, 15.5 km). Further information about places to visit from the Romney Marsh Countryside Partnership (01797 367934, www.rmcp.co.uk)



Sea Spurrey



WATERY WILDLIFE

La faune aqueuse

Les étangs de Romney Warren ont été créés par l'extraction de sable de gravier entre 1931 et 1945 et sont devenus très importants pour la faune.

The ponds at Romney Warren were created by sand and gravel extraction in 1931-1945, but have become very important for wildlife. Two ponds were created for wildlife in the 1990s by the Romney Marsh Countryside Project. The ponds are varied – some contain water all year around, while others dry out in the summer. The ponds that contain water for just part of the year are especially valuable for wildlife such as great crested newts, dragonflies and diving beetles, because they do not contain any fish which eat the eggs and young animals.

Dragonfly Walk (0.2 mile, 0.3km)

A short circular walk suitable for people of all ages and abilities. The walk starts from the Visitor Centre and follows a flat route over one of the ponds on a wooden boardwalk, returning on a surfaced path through the wildlife meadow.

Other Watery Places to Visit

The water and wetlands at Dungeness National Nature Reserve (5 miles, 8 km) are internationally important for wildlife, especially birds. The Royal Military Canal (9 miles, 14.5 km) is a haven for wildlife as well as a great place for a peaceful walk. Further information from the Romney Marsh Countryside Partnership (01797 367934, www.rmcp.co.uk).



Common Darter Dragonfly

Great Crested Newt



A LANDSCAPE CREATED BY SHEEP

Un paysage modelé par les moutons

Le Marais du Romney a été gagné sur la mer au cours des 1.300 dernières années. La terre ainsi récupérée a été utilisée en premier lieu pour y faire paître les moutons mais au cours des soixante dernières années de plus en plus de superficie a été labourée pour y cultiver des céréales

Romney Marsh has been reclaimed from the sea over the last 1,300 years. For many centuries, the reclaimed land was used for grazing large numbers of sheep. The wealth from sheep farming paid for the building of the magnificent Marsh churches.

Sheep grazing created flower-rich grassland with drainage ditches rich in wildlife such as water voles and medicinal leeches. Without grazing, shrubs and trees can invade, shading out the rare wildlife and changing the landscape.

Marsh Mallow



Sheep Trail (1 mile, 1.5km)

A longer walk to discover many of the different faces of Romney Marsh, including the wild flower meadow, hedges, wetlands and sand dunes.

Caution – The walk is largely level but please take care as the Sheep Trail is uneven in places because of the burrows created by rabbits.

Other Places to Visit

You can discover the traditional Marsh landscape around Fairfield (9 miles, 14.5 km), or visit the ruined church of Hope All Saints, near New Romney (2.5 miles, 4 km). Explore the churches of Romney Marsh on one of the walking or cycling routes created by the Romney Marsh Countryside Partnership (01797 367934, www.rmcp.co.uk).

Water Vole




Discover

FREE
Gratuit

ROMNEY WARREN COUNTRY PARK

Local Nature Reserve and Visitor Centre
Réserve Naturelle Locale et Centre Visiteur



ROMNEY MARSH
COUNTRYSIDE PARTNERSHIP

Discover

ROMNEY WARREN COUNTRY PARK

Local Nature Reserve and Visitor Centre
Réserve Naturelle locale et Centre Visiteur

There are three signposted circular walking trails to help you discover Romney Warren Country Park, with information panels about the wildlife and history along the routes.



Refreshments



Disabled toilets



Dragonfly trail

0.2 miles, 0.3 km



Rabbit trail

0.4 miles, 0.6 km



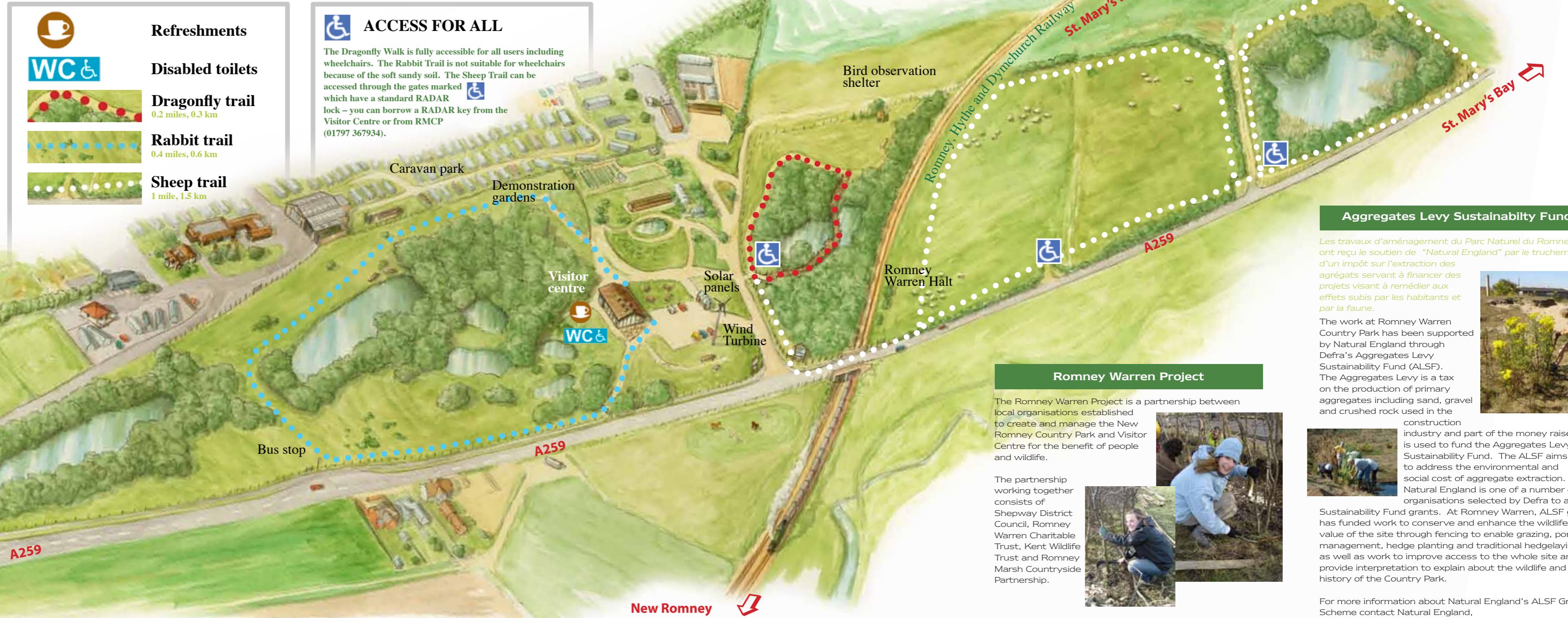
Sheep trail

1 mile, 1.5 km



ACCESS FOR ALL

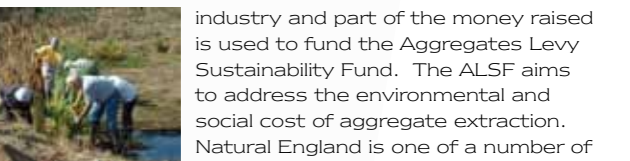
The Dragonfly Walk is fully accessible for all users including wheelchairs. The Rabbit Trail is not suitable for wheelchairs because of the soft sandy soil. The Sheep Trail can be accessed through the gates marked which have a standard RADAR lock – you can borrow a RADAR key from the Visitor Centre or from RMCP (01797 367934).



Aggregates Levy Sustainability Fund

Les travaux d'aménagement du Parc Naturel du Romney ont reçu le soutien de "Natural England" par le truchement d'un impôt sur l'extraction des agrégats servant à financer des projets visant à remédier aux effets subis par les habitants et par la faune.

The work at Romney Warren Country Park has been supported by Natural England through Defra's Aggregates Levy Sustainability Fund (ALSF). The Aggregates Levy is a tax on the production of primary aggregates including sand, gravel and crushed rock used in the



construction industry and part of the money raised is used to fund the Aggregates Levy Sustainability Fund. The ALSF aims to address the environmental and social cost of aggregate extraction. Natural England is one of a number of organisations selected by Defra to award Sustainability Fund grants. At Romney Warren, ALSF grant has funded work to conserve and enhance the wildlife value of the site through fencing to enable grazing, pond management, hedge planting and traditional hedgelaying, as well as work to improve access to the whole site and provide interpretation to explain about the wildlife and history of the Country Park.

For more information about Natural England's ALSF Grants Scheme contact Natural England, (www.naturalengland.org.uk).

Romney Warren Project

The Romney Warren Project is a partnership between local organisations established to create and manage the New Romney Country Park and Visitor Centre for the benefit of people and wildlife.

The partnership working together consists of Shepway District Council, Romney Warren Charitable Trust, Kent Wildlife Trust and Romney Marsh Countryside Partnership.



New Romney

New Romney

A259

A259

A259

St. Mary's Bay

Romney, Hythe and Dymchurch Railway

Caravan park

Demonstration gardens

Visitor centre

WC &

Solar panels

Wind Turbine

Romney Warren Halt

Bird observation shelter

WC &

WC &

WC &

WC &